


Plainfield East High School

**Helping you prepare for your
future....**



**Your Senior Year
Postsecondary Planning Guide**

Plainfield East High School

Student Services Department

12001 S. Naperville Road

Plainfield, IL 60585

Phone: 815-577-0360

Fax: 815-254-1271

Associate Principal for Student Services

Mrs. Jill Sperling

Counselors

Mrs. Christine Belcastro

Mrs. Pauline Gatses

Mrs. Maria Hernandez

Ms. Michel Pawlak

Ms. Julie Witkowski

Choosing Your Options

On The Job Training

Employers train new employees while they are working. Most of these opportunities are available in business, sales, mechanical/technical, technical medical fields, and secretarial/clerical services.

Apprenticeship Programs

While an apprentice, you will get supervision on the job as well as classroom-type instruction. Apprenticeship programs usually conform to state standards, although your aptitude and previous experience can affect the length of your apprenticeship. Specifically, apprentices are often sponsored by a company, labor organization, trade association, education trust, or a combination of thereof.

Military Services


The Armed services offer both female and male students many career and educational opportunities. When exploring these options, a student should consider the wide range of programs provided by the different branches of the military.

Business/ Trade/ Technical Schools/ Vocational-Tech

It's called a lot of things—vocational-tech, trade school, or career college—but it all basically boils down to the same thing - a post-high school, non-academic education that has a curriculum in a particular field of study built right into it. If a liberal arts or traditional college education is not for you, or you know exactly which vocation you want to pursue and are ready to dive right in, vocational-tech can be the way to go.

In the past, you got this kind of education at one of the 725 private medical, business, or specialized/technical schools in the United States. Now, local community colleges often offer vocational-tech courses or full curricula. In fact, over the last several years, many community colleges have added vocational-tech courses to their catalog of offerings due to the demand and growth in technical occupations.

You'll get an education specific to a career field, enabling you to be employable in that field upon program completion.



Training is "hands on" and, frequently, you learn within an environment similar to one at which you may work in the real world.

Most vocational-tech school programs have become more specialized and more intense. That translates into more work for you—hard, intense, fulfilling work—and probably a shorter program. You should know which specific field and occupation you want to enter before you choose a school.

Community Colleges

Most two-year institutions like Joliet Junior College are called community colleges. These are public community-based colleges, which are often part of statewide college systems; provide educational services to meet the diverse needs of a mixed student population. As a result, community colleges are constantly working to expand the educational opportunities they offer and to help students make better educational choices by emphasizing personalized career guidance. Students who attend two-year colleges may enroll in various kinds of programs:

Associate Degree: 2-year program

Associate Degree/ Transfer: program for students who want to continue on to a four-year college or university.

Career-oriented Program: (some awarding a certificate or associate degree) for students who are primarily concerned with finding employment after six months to two years of post-secondary education.

Non-Credit Courses: Courses that are not part of a regular academic program but often referred to as "lifelong learning."

Colleges and Universities

Colleges offer a four-year curriculum leading to a bachelor of arts or a Bachelor of Science degree and are often referred to as Liberal Arts schools.

A university is an educational institution composed of several under-graduate colleges such as Liberal Arts, College of Business, College of Education, etc. Universities also offer advanced study for Master's and Doctorate degrees. Universities may be public or private and can range in size of 2,000 to 40,000 students.



The College Application Process

1. College Applications

Completing a college application is the initial step to applying to a college or university. Majority of colleges and universities request that you complete their college application online; the college/university's application can be found on the specific school's website.

Paper applications are discouraged.

Information requested on a college application include: your personal information, academic and career interests, questions concerning your extra circular activities, work experiences, and future plans.

Remember it is very important to be honest, thorough, and concise on your application.

Application fees range from \$20 to \$50.

2. Essays / Personal Statements

Some colleges/universities will ask you to write a personal statement or essay which they will read for content, organization, ability to answer questions, grammar and spelling. The essay/ personal statement is an important piece to the application process, so be sure to do your best work.

3. Letters of Recommendation

Many colleges/universities require letters of recommendation from your teachers and counselors. Ask your teacher/counselor at least 2 weeks in advance for the letter of recommendation.

4. Transcripts

Colleges and universities will request a copy of your "official transcript" from your current high school. You will need to complete a "Transcript Release Form" that can be found in Student Services. Once you complete this form, hand it in to your Counselor with a ***self-addressed and stamped envelope***. Your School Registrar will be sure that your high school transcript is sent out.

5. Final Touches

Review your online application before submitting it. Once you have followed the instructions on the application and have completed the application process, you need to wait to hear from the college/university if you have been accepted or not.

6. Housing

Once you have been accepted, be sure to reserve your on-campus housing as soon as possible. The earlier you reserve your housing, the better opportunity you have of getting your choice of living arrangements on campus.

7. Athletics

To be eligible to participate in college level athletics, you will need to be sure you have met the academic requirements established by the NCAA (National Collegiate Athletic Association). You will need to register on the NCAA Clearinghouse website at www.eligibilitycenter.org

For more information on your eligibility for College level athletics, please contact the NCAA.



Teacher Recommendations

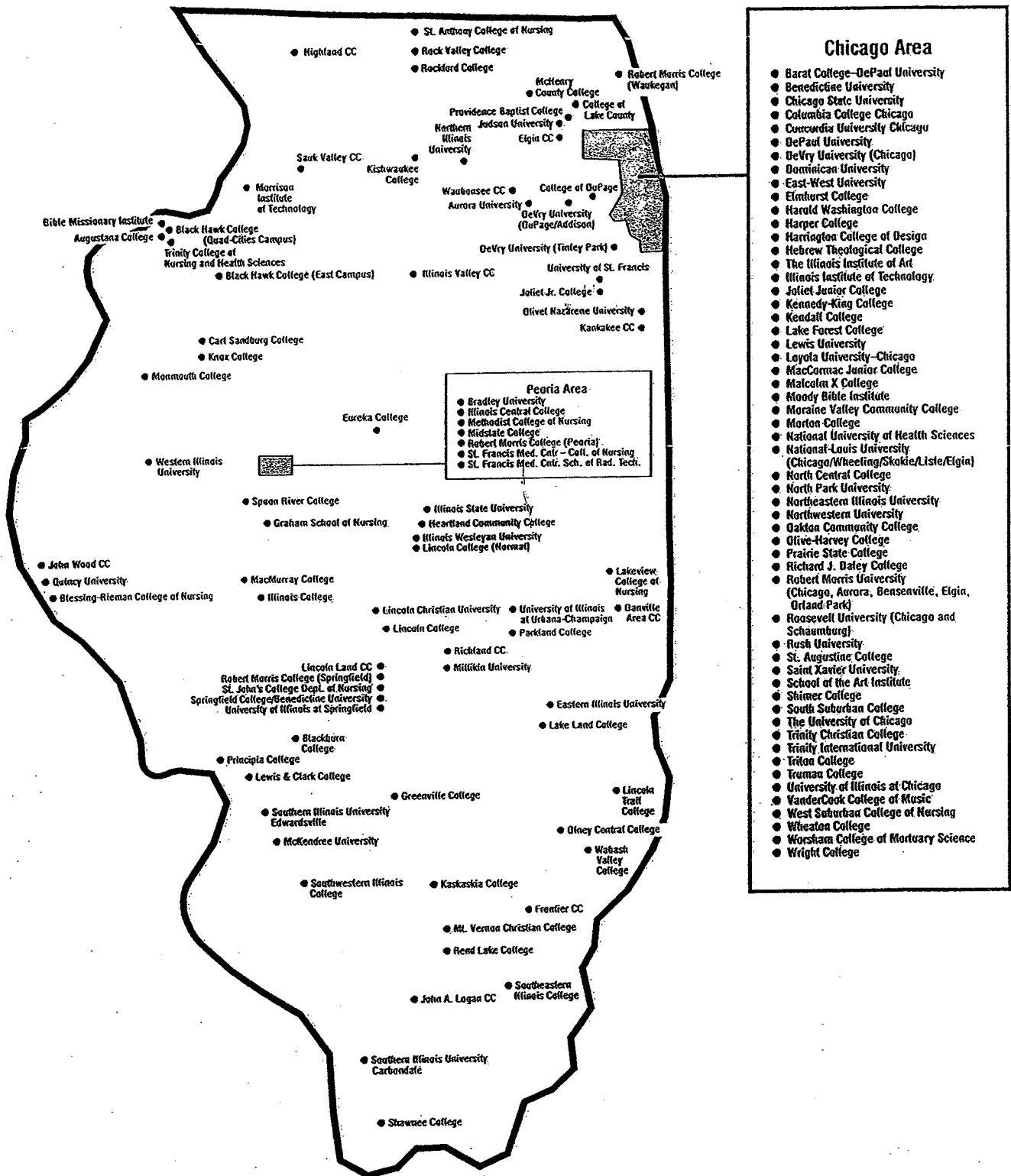
1. Ask the teacher for a letter of recommendation in person, at least 2 weeks in advance.
2. If the college you are applying to has a form for the teacher to complete, be sure to give it your teacher.
3. Supply the teacher with a stamped envelope for them to mail your letter in.
4. Wait at least 2 weeks, and then confirm with the teacher that they mailed your letter.
5. Be sure to follow up with a personal thank you to your teacher.

Counselor Recommendations

1. Complete an Academic Resume (form can be found in Student Services) and give it your Counselor along with any forms they need to complete.
2. Allow your Counselor a minimum of 2 weeks to complete your paperwork and to write your letter of recommendation.
3. Follow up with your Counselor to be sure your letter and any paperwork required by the college has been mailed.

Illinois Colleges and Universities

2010-2011



Compliments of the ACT Midwest Region and the Illinois ACT State Organization



Financial Aid and Scholarships

Financial Aid is based on the financial need of a family and is administered through the financial aid office of individual colleges and universities. Applying for financial aid can be a very stressful and overwhelming process. It is best to start planning in advance to eliminate any last minutes stressors.

Financial Aid is awarded in the following ways:

1. **Monetary award, grants, or scholarships.** These types of financial aid are given to the student and they do not have to be repaid.
2. **Loans.** This type of financial aid must be repaid after a student successfully completes a degree; usually 6 months after college graduation.
3. **Work-Study Programs.** Most colleges and universities have programs in which a student works on-campus to pay-off tuition.

How to apply for financial aid (FAFSA):

1. Apply for PIN # at www.pin.ed.gov. You must have PIN # in order to complete the FAFSA form.
2. Be sure to get your taxes done for 2011 as soon as possible; this will help you complete the FAFSA form.
3. After January 1, 2012, complete the FAFSA (Free Application for Federal Student Aid) online at: www.fafsa.ed.gov (be sure to have your completed tax documents on hand and your PIN #).

What's next???

- After you have completed your FAFSA, a Student Aid Report (SAR) will be emailed or mailed to you outlining the information you provided on the FAFSA.
- If further information is needed, you will need to make changes on the SAR.
- If no further information is needed, your SAR will report your Expected Family Contribution (EFC). This is the number used to determine your eligibility for federal student aid.
- These results (EFC) will be reported to the schools that you listed on your FAFSA.
- Be sure to contact the college/university to discuss detailed financial aid options.

Types of Financial Aid

| Federal Student Aid Program | Type of Aid | Other Information | Annual Award Limits | Disbursement |
|-----------------------------|--|---|---|--|
| Federal Pell Grant | Grant: does not have to be repaid | Available to undergraduates only | Up to \$3,750 | School acts as the U.S. Department of Education's agent |
| FSEOG | Grant | Not all schools participate in Campus-based programs. For Undergraduates only | Up to \$4,000 | School disburses funds to students |
| Federal Work Study | Money is earned does not have to be repaid | Not all schools participate in all Campus-based programs. | No annual maximum | School disburses earned funds to students. |
| Subsidized Stafford Loan | Loan: must be repaid | Subsidized: The Department of Education pays interest while the student is in school and during grace and deferment periods | \$2,625 to \$18,000 depending on grade level | Direct Loans: the federal government provides funds to schools to disburse to students. FFEL: Private lenders provide funds to schools to disburse to students. |
| Unsubsidized Stafford Loans | Loans: Must be repaid | Unsubsidized: The borrower is responsible for interest during the life of the loan | \$2,625 to \$18,500 depending on grade level | Same as above |
| PLUS Loan | Loan: must be repaid | Available to parents of dependent undergraduate students | Cost of attendance minus any other financial aid received | Same as above |

Scholarships


Majority of the scholarships PEHS receives are for senior students only. However, it is never too early to begin your research of the hundreds of scholarships available to college bound students online. Please be aware that some scholarships found online could be a hoax, especially if they sound too good to be true!

Reliable Scholarship Websites:

- www.fastweb.com
- www.scholarships.com
- www.schoolsoup.com
- www.scholarshipexperts.com

Every week, Student Services will post a new "Scholarship Newsletter" available to all senior students in the College Career Center. This newsletter will list all the available scholarships and their application requirements. Allow plenty of time to complete these applications. Each may require extensive paperwork, essays, and recommendations.

Be sure to visit or contact your university or college of choice for their own scholarship options!



Your Senior Checklist.....

September

- ✓ Meet with your Counselor for your Senior Interview.
- ✓ Register to re-take the ACT if needed (www.actstudent.org).
- ✓ Review the college application process.
- ✓ Begin applying to colleges, preferably online.
- ✓ Attend college Rep visits at PEHS.
- ✓ Begin asking your teachers, coaches, employers, and counselors for letters of recommendation.

October

- ✓ Continue working on your college applications.
- ✓ Work on your essay/personal statement if needed.
- ✓ Visit your top school choices. Be sure to take a campus visit and don't be afraid to ask questions!
- ✓ Be sure to complete your college applications by the end of October.
- ✓ Watch out for application deadlines...many deadline are November 1st!

November / December

- ✓ Start looking at your scholarship and financial aid options; be sure to visit the College Career Center for this information.
- ✓ Attend PEHS Financial Aid Night presentation in December.
- ✓ Prepare for semester finals.
- ✓ Take your finals!

January

- ✓ Continue to look for scholarships in the College Career Center.
- ✓ Tip for Parents: It's helpful to get your income tax returns prepared as early as possible; you will need them to complete the FAFSA (Free Application for Federal Student Aid).
- ✓ Apply for a Pin # that you will need to complete the FAFSA form in February (www.pin.ed.gov). Without the Pin # you will not be able to complete the FAFSA.

February / March

- ✓ Complete the FAFSA online at www.fafsa.ed.gov (using your Pin # to access).
- ✓ Continue to check for scholarships in the College Career Center.

- ✓ Don't let your grades slip. Remember college admissions are conditional based on your successful completion of your senior year.
- ✓ Revisit the colleges you have been accepted to.
- ✓ Discuss your options with your Counselor.
- ✓ Acceptance letters may start arriving in March.

April / May

- ✓ Watch the mail for college acceptance letters.
- ✓ Make your final decision and send in your deposit to reserve your housing.
- ✓ Notify the colleges that you will not attend.
- ✓ Attend College Orientation Programs as scheduled by your College / University.
- ✓ Arrange for your final transcript to be sent.
- ✓ Graduate!!!

June

- ✓ Congratulations! You have made it through high school!
- ✓ Start a checklist of things you will need for college.
- ✓ Have a great summer!



Employment

High school graduates may decide that they want to find full-time employment and start bringing home a regular paycheck. Certain things should be done before beginning the job hunt.

1. **Discover your interests.** Reflect on past part-time jobs, volunteer work, and everyday tasks that were enjoyable.
2. **Explore job options.** Find out what types of jobs are available to high school graduates who have little or no further training.
3. **Conduct informational interviews.** Sit down and talk to someone who is currently working in a job that might be of interest.
4. **Network.** Ask friends, family, and neighbors if they have any connections to help find a job. This may be the best way to find employment, because the majority of jobs are not advertised.

With some of the initial work out of the way, it is time to start getting organized.

1. **Write a resume.** Be sure to stress education, part-time and summer jobs, clubs, and awards.
2. **Locate job openings.** Use a combination of the following resources:

- Local newspaper
- Internet
- Local library
- Employment centers
- Family, friends, and neighbors



3. **Apply for a job.** This usually means submitting a cover letter, resume, and job application.
4. **Prepare for the interview.** Research the company and job before going on the interview. Also, rehearse some answers to possible interview questions.
5. **Follow-up.** Write a thank you note. This helps remind employers who you are and lets them know that you are still interested in the job.

Have a five-year plan. Students who choose employment as their post-high school option should have a five-year plan. This will insure that they do not get trapped in a dead-end job. These students should also realize that they could go back to school anytime, even if it's only to take a course or two. High school counselors enjoy seeing former students and will be happy to provide information on educational opportunities.

Apprenticeships

An apprentice is an individual who learns a craft through classroom instruction and on-the-job training. Classes are taught by men and women who are skilled in that trade while on-the-job training is overseen by construction employers.

Apprenticeships are continuing education. They last three to five years depending upon the trade and include regular classroom training as well as on-the-job experience. Some apprentice programs provide an Associate Degree from a community college upon achieving journeyman status.

How do I get started?

1. Select the building trade program that you are interested in and would like to apply for. **If you already know which program you are interested in, please proceed to Step 2.** Building trade schools are more commonly referred to as "building trade apprenticeship programs".
2. Determine if the building trade program is accepting applications at this time. After you determine if the program is or is not accepting applications, please choose from one of the following three options:

Yes, the program is accepting applications:

1. Call the program to confirm that they are still accepting applications.
2. Request any information and/or materials you might need to bring with you when you obtain an application, such as birth certificate, driver's license, application fee, etc.
3. Fill out the application. Pay close attention to the instructions on the application, as they vary greatly from trade to trade.
4. Return the application and ask if you will be required to take an aptitude test. Once you have determined whether or not you will need to take an aptitude test, choose from the following two options:

Yes, an aptitude test is required.

If an aptitude test is required, you should ask the following questions:

1. When will the test be given?

2. Is there a placement list? For example, individuals who had the highest test scores are accepted first.

3. What material is recommended to study for the test? Or you may be interested in ordering the CISCO Pre-Apprentice Basic Skills Training Manual.

Once you know when the test will be held, ask the following questions:

1. When will I be notified if I passed?

2. Will I be told how I am ranked on the list of applicants who passed?

3. How long will the list of applicants who passed be kept on file? Can you reapply after the list is no longer being used?

Keep in close contact with the program after you've tested, passed and are placed on a list. You will be responsible for keeping them informed of any changes in your address and/or phone number.

No, an aptitude test is not required.

If an aptitude test is not required, you should ask the following questions:

1. What requirements or criteria do they use to accept students?

2. How or when you will be notified once you are accepted into the school?

You will be responsible for keeping the program informed of any changes in your address and/or phone number.



No, the school is not accepting applications

1. Call the program to confirm that they are not accepting applications.

2. Ask when they will be accepting applications. If these dates are already established, the program should be able to supply them to you. However, certain programs may

Military


U.S. Air Force:

The U.S. Air Force is one of the five branches of the U.S. Armed Forces. It defends the United States through control and exploitation of air and space.

Air Force Missions

The Air Force follows these three core values:

- Integrity
- Service Before Self
- Excellence in All We Do



The Air Force focuses on flying, but only a personnel actually fly. Most airmen and support missions, handling base affairs, protecting airstrips, guarding missile sites, even doing rescues.

small fraction of airwomen work on flight bases, constructing new

Here is a quick list of missions that might be handled by the Air Force:

- Transporting cargo from base to base for any of the branches
- Bombing runs
- Close Air Support (CAS) for on-the-ground missions
- Jet fighter patrols to protect airports, strategic locations, etc.
- Airborne mapping & monitoring of targets
- Maintenance of aerospace systems and planes
- Base / embassy / airport / other security
- Constructing a new base
- In-flight refueling
- Special rescue missions behind enemy lines
- Medical service in impoverished areas
- Food & supplies distribution around the world

U.S. Army:

The U.S. Army is one of five branches of the U.S. Armed Forces. It is a strategic instrument of national policy that has served our country well in peace and war for over two centuries. Soldiers enable America to fulfill its world leadership responsibilities of safeguarding our national interests, preventing global calamity, and making the world a safer place. We do this by finding peaceful solutions to the frictions between nation

states, addressing the problems of human suffering, and when required, fighting and winning our Nation's wars--our nonnegotiable contract with the American people.

Army Missions

The Army's core values are:



- Loyalty
- Duty
- Respect
- Selfless-Service
- Honor
- Integrity
- Personal Courage

But beyond these values, what do people actually DO in the Army? It is impossible to sum them up in one comprehensive list, but here are a few of the missions the Army might cover:

- Base security
- Engaging enemy targets on the ground
- Helicopter missions to drop troops in hard-to-reach areas
- Counter drug operations
- Law enforcement in volatile areas
- Large-scale transportation of supplies and troops via ground vehicles
- Humanitarian missions delivering food supplies, building schools, etc.

U.S. Coast Guard

The U.S. Coast Guard is one of five branches of the U.S. Armed Forces and falls under the jurisdiction of the U.S. Department of Transportation. The Coast Guard is the country's oldest continuous seagoing service with responsibilities including search and rescue (SAR), maritime law enforcement (MLE), aids to navigation (ATON), icebreaking, environmental protection, port security and military readiness.

The Coast Guard's 38,000 active-duty people, 8,000 Reservists, and 35,000 Auxiliarists serve in jobs ranging from communication specialists to small-boat operators and from maintenance specialists to aviation mechanics

Coast Guard Missions

The Coast Guard is a small, "out of the way" service, yet they do much to ensure the nation's security. The Coast Guard typically does not fight, at least not in the large-scale sense that wars are typically thought of. Yet their missions are critical to safety and stability.

What are the Coast Guard's missions? Here is a list summarizing each mission and the major components therein:

Maritime Safety

- Search and Rescue
- Marine Safety
- Recreational Boating Safety
- International Ice Patrol

Maritime Mobility

- Aids to Navigation
- Icebreaking Services
- Vessel Traffic / Waterways Management
- Bridge Administration
- Rules of the Road

Maritime Security

- Drug Interdiction
- Alien Migrant Interdiction
- EEZ & Living Marine Resource
- General Maritime Law Enforcement
- Law / Treaty Enforcement

National Defense

- General Defense Duties
- Homeland Security
- Port and Waterways Security
- Polar Icebreaking

Protection of Natural Resources

- Marine Pollution Education, Prevention, Response & Enforcement
- Foreign Vessel Inspections
- Living Marine Resources Protection
- Marine and Environmental Science

U.S. Navy:

Nearly 400,000 active duty men and women serve in the U.S. Navy, the largest in the world today. Opportunities available to you range from serving on surface ships or submarines to working in the fields of electronics, engineering, computer technology, nuclear propulsion and aviation, to serving in special operations or intelligence while potentially traveling the world.


Navy Missions

The mission of the Navy is to maintain, train and equip combat-ready Naval forces capable of winning wars, deterring aggression and maintaining freedom of the seas.

For most Navy jobs, it is almost certain that you will go to sea. Some people seem to forget about this fact and are later surprised! There are some uncomfortable aspects of being at sea. For example, there is not much space. You will probably have to share a bed - you will sleep at one time, and someone else will sleep there at another. However, there are many positives to being at sea. Teamwork is one big plus, as are the extraordinary chances to see the world.

What will you be doing? As the Navy is focused on sea missions, most jobs deal with some aspect of a boat. You might operate the engines, or maintaining the weaponry aboard, or analyzing maps. Missions might be things like:

- Training missions at sea with foreign navies
- Regional security
- Reconnaissance / intelligence missions to gather enemy data
- At-sea rescues
- Medical care programs for Navy, Marines, or perhaps people in or near a war theater
- Oil spill or other marine cleanups



U.S. Marine Corps:

The Marine Corps is one of the most elite fighting forces in the world. The Marines are a part of the Department of the Navy and operate in close cooperation with U.S. Naval forces at sea. The Marine Corps' mission is unique among the services. Marines serve on U.S. Navy ships, protect naval bases, guard U.S. embassies, and provide an ever-ready quick strike force to protect U.S. interests anywhere in the world.

To perform the many duties of the Marine Corps, approximately 174,000 officers and enlisted Marines fly planes and helicopters; operate radar equipment; drive armored vehicles; gather intelligence; survey and map territory; maintain and repair radios, computers, jeeps, trucks, tanks, and aircraft; and perform hundreds of other challenging jobs.

Marine Corps Missions

Marine Corps' expeditionary naval capabilities are critical in a world where 70 percent of the world's countries are located within 200 miles of a coastline. When crises erupt anywhere in the world, the nation calls upon its Marine Corps to rapidly carry out its foreign policy objectives. They are the nation's "rapid-reaction" force, and perhaps the most feared force in the world.

Marines operate domestically and all over the globe. As a rapid-reaction focused force, many spots where they work are risky at best. They are primarily tasked with first-on-the-scene missions, awkward or challenging missions that involve sea-land work, security, and anything with a high probability of gunfire. Don't forget - they are the world's most feared warriors!

Some examples of Marine missions:

- Major warfare missions
- "Small" warfare - city fighting, skirmishes, etc. - often high-intensity and short time-span
- Base / embassy / target security
- Troop-to-ship warfare - landing on a target ship and overtaking it (as opposed to ship-to-ship warfare)
- Combat-support flight missions

20 Questions for Recruiters

Military.com offers a lot of information to help you decide if you want to pursue a career in the military, but military recruiters have the most current information on job availability, new deals and changing requirements. Once you decide to talk to a recruiter, you should arm yourself with as much information as possible, develop some idea of what you want and know the questions that you want answered. In general, your questions should help you:

- Understand eligibility and military life
- Pick the right service for you
- Understand the jobs you're eligible for
- Understand the benefits you can get
- Get the best benefits package possible
- Prepare for basic training and a military career

For starters, here are the questions that the *Insider* recommends asking:

1. How long do I have to enlist for? What's the minimum commitment? Generally the minimum is two years, but the amount of benefits you receive directly relates to your commitment.

2. Am I eligible for any special enlistment programs or bonuses? Make sure you tell the recruiter if you have ROTC, college or even Junior ROTC experience. Some services have programs that will allow you to enter at a higher pay grade than peers with no experience.

3. What do I have to score on the Armed Services Vocational Aptitude Battery (ASVAB) test to qualify? The minimum score varies annually based on need and candidate availability. Some specialties also require a particular score. Your recruiter should have the latest information on qualifying scores. Make sure you know what you need to score to qualify for the job you want.

4. What are the major differences in pay, benefits and job opportunities between services? While base pay and veteran benefits are the same across services; travel opportunities, job availability and promotion rates vary greatly. If you are considering more than one branch of the military, ask the recruiters the same questions and compare the answers.

5. Do you have films or literature about military life and particular jobs? Most recruiters have videos and literature about their branch and particular jobs. In most cases you can either check the videos out or watch them at the recruiting station. Remember these are promotional materials.

6. How long is basic training? Where is it? What is it like?

- Air Force basic training is 6 weeks at Lackland AFB, Texas.
- Army boot camp is 9 weeks and occurs at a variety of places based on your specialties.
- Coast Guard recruit training is 8 weeks at the Coast Guard Training Center, Cape May, N.J.
- Marine recruit training is 12 weeks at Marine Corp Training Depots at Parris Island, S.C. and San Diego, Calif.
- Navy basic training is 8 weeks at Great Lakes Naval Training Center, IL.

7. What physical fitness requirements must I meet to enter the military and succeed in basic training? Physical standards vary from service to service. Have your recruiter spell it out for you.

8. What jobs are available? Use our job matcher to find jobs that match your interest, and ask your recruiter about openings in these and related fields. Then, use the delayed entry program to get the training you want. Training programs are related to the job specialty that you are assigned to. You should ask your recruiter about the entire career path in that chosen field. Most military specialties have follow-on training as you gain expertise and rise in rank.

9. What are the possibilities for remote or overseas duty stations? All services have overseas opportunities. Overseas service is often considered a "square to fill" for advancement. Ask your recruiter.

10. What are the training and advancement opportunities for jobs that I'm eligible for? Military promotions are based on performance, time in grade and job knowledge.

While the system is objective, certain specialties seem to fare better in promotion rates. Ask your recruiter how the promotion rates are in your chosen field and compare them to several other fields you may choose from.

11. What would pay be like? Military pay is no secret but can seem complicated for an outsider. Check out the Military.com guides to military pay for active duty, Reserve, and Guard; then ask your recruiter to explain how temporary duty pay, hazardous duty pay and other special entitlements affect your bottom line.

12. Do I get paid while in training? Military training is part of military service and you receive your pay based on your grade and entitlements.

13. How much money can I get for college? After checking our money for college section to see the many ways you can earn money for college, sit down with the recruiter and calculate how much you'll earn based on the programs that you enlist under.

14. Can I take college courses or other training programs while in the military? Yes. The military will pay up to 100% of the first \$4,500 in tuition costs for college courses you take in your free time. Most bases have extensive education programs to help service members. Remember, off-duty courses can't interfere with your military duties.

15. Are there any upcoming military events in the area, such as air shows, fleet weeks, etc.? Recruiters will often have special deals for upcoming military events in your area. These good deals for potential recruits may include tickets to performances and passes to meet the Blue Angels, the Thunderbirds or the Golden Knights, or during Fleet Week.

16. Can a friend and I go to basic training together? Yes. Ask the recruiter about the "buddy program" which allows you to enlist together, go through training and even get advanced pay or bonuses.

17. What are the haircut or other appearance standards that will apply to me? Military standards are strict but vary slightly from service to service.

18. What's the delayed entry program? The enlistee can delay entry into active duty for up to one year (normally used by high school students). This program can also help you get the job you want or to choose when you want to attend training.

19. What are the next steps? Recruiters have no problem telling you what to do next. Have them draw you a road map. Then make your own decision without any pressure.

20. How can I get more information? Contact your local recruiter or check student service for when a recruiter will visit the school.

MILITARY CONTACTS

REVISED: 08/31/10

| | |
|---|--|
| Air Force Recruiter | Staff Sergeant, Sgt. Deandra Flowers 815-730-9130 |
| Air Force Academy | Director of Admissions <u>www.academyadmissions.com</u> |
| Army Recruiter | Sergeant Massey 815-730-9003 <u>www.goarmy.com</u> |
| Illinois Army National Guard | Staff Sergeant Jason Bannon 815-725-1365 |
| Illinois Army Reserves | Sergeant 1st Class Sandra Berry 877-834-4521 |
| Marine Recruiter | Staff Sergeant, Garcia 815-741-3181 <u>www.marines.com</u> |
| Navy Recruiter | Petty Officer Christopher Hodson 815-741-2744 |
| U.S. Coast Guard | More information call: 773-723-8751 <u>www.uscg.mil</u> |
| U.S. Military Academy West Point | More information call: 845-938-4041 <u>www.admissions.usma.edu</u> |
| U.S. Naval Academy | More information call: 410-293-4361 <u>www.usna.edu/Admissions</u> |

College Career Center (The CCC) Room 101

Your PEHS CCC is here to assist you with your future plans!

Resources Available:

College materials

Financial Aid

Scholarships

College Visits

Career & Technical Information

Military information

Apprenticeship information

Career Cruising

Resume Assistance

Internet Resources

Testing Information (ACT, PSAT, SAT, COMPASS)

Your PEHS Counselors will be on hand to assist you!

**Be sure to visit the CCC during your study hall
periods 4, 5, or 6.**

Activity Record- Grades 9-12

Name of Student:

Social Security Number:

| Grade And Year | Career Experiences | School, Community, Employment, and Summer Activities | Offices Held And Honors Won |
|----------------------|-----------------------|--|-----------------------------------|
| Grade 9 | | | |
| Grade 10 | | | |
| Grade 11 | | | |
| Grade 12 | | | |

Academic Resume

1. Personal Information

Student Name: _____

Address: _____ City/State/Zip _____

Home Phone () _____ Date of Birth _____

Other high schools attended:

Name: _____ Location _____ Dates/Grades _____

Name: _____ Location _____ Dates/Grades _____

Academic Goal (degree/major) _____

2. Choose three adjectives that best describe you. Why did you choose these three? Explain.

1. _____ 2. _____ 3. _____

3. If you had a motto to live by, what would it be? Why?

PLAINFIELD EAST HIGH SCHOOL
TRANSCRIPT RELEASE

One school/organization request per sheet - \$1 for each transcript

| | | | |
|-------------------|-----|-----------------|---------------|
| Name | ID# | Graduation Year | Date of Birth |
| Student Signature | | Date | |

_____ **ADDRESSED ENVELOPE** **OR** _____ Student Pickup
(Please include an envelope with this request)

Check Item(s) to be included:

_____ Transcript _____ Other Items attached- please list
_____ Application _____
Deadline (if any)* _____ _____

School/Organization _____

Address _____

| |
|----------------------|
| Office Use |
| Date Received: _____ |
| Date Sent: _____ |

Please allow 3 days for processing.

PLAINFIELD EAST HIGH SCHOOL
TRANSCRIPT RELEASE

One school/organization request per sheet - \$1 for each transcript

| | | | |
|-------------------|-----|-----------------|---------------|
| Name | ID# | Graduation Year | Date of Birth |
| Student Signature | | Date | |

_____ **ADDRESSED ENVELOPE** **OR** _____ Student Pickup
(Please include an envelope with this request)

Check Item(s) to be included:

_____ Transcript _____ Other Items attached- please list
_____ Application _____
Deadline (if any) _____ _____

School/Organization _____

Address _____

| |
|----------------------|
| Office Use |
| Date Received: _____ |
| Date Sent: _____ |

Please allow 3 days for processing.

